

August 2019 / Aukuso 2019

8 KEY THINGS FOR WORKERS TO KNOW / 8 MEA TAUA MO TAGATA FAIGALUEGA IA SILAFIA

Controlling silica dust in the workplace / O fuafuaga o le puipuia lelei o le pefu silika i totonu o fale faigaluega



- Silicosis is a permanent lung disease.
- Workers manufacturing engineered/artificial stone kitchen benches have died from silicosis.
- Silicosis is caused by breathing tiny particles of respirable crystalline silica (RCS) dust into the lungs.
- RCS dust is created when materials containing crystalline silica are cut, ground, drilled, sanded, or polished.
- **Silicosis is preventable.**
- O le gasegase matuiā o le māmā (silicosis) o se fa'ama'i tumau o le māmā.
- O tagata faigaluega i falegaosi ai fola ma'a inisia po'o ma'a e fai mai e lē faalenatura o fata umukuka, ua maliliu mai i lenei gasegase matuiā o le māmā.
- O le gasegase matuiā o le māmā e mafua mai i le manavaina o mea nini'i o le pefu (RCS) ma o'o atu i le māmā.
- O le pefu RCS e mafua mai pe afai e tipi ina, fa'aomiaina, vili ina, sanipepa pe polesi ina ni mea silika ilaila.
- **O le gasegase matuiā o le māmā e mafai ona puipuia.**



RCS dust can be eliminated by using products that do not contain silica. For example, metallic shot, slag products, or grit instead of sand for abrasive blasting.

O le pefu RCS e mafai ona faaititia mai, i le faaaogina o oloa e le maua ai ni silika. Mo le faata'ita'iga, o uamea ma alaminī, o oloa e maua mai uamea ua faavaivai ina, po'o ma'ama'a nini'i nai lo le sanipepa mo palasa lafulafuā.

There are some things your business/employer can do to minimise the risks of silica dust:




E iai mea e tatau i lau pisinisi ma falefaigaluega ona faia e faaititia ai le matuiā o le pefu silika:

Substitution Suitulaga poo mea e suia ai	1 Use natural stone like marble and limestone. These have a much lower silica content than engineered/artificial stone (as low as 2% compared to 90%). Fa'aaogaina o ma'a faale-natura e pei o mapu ma ma'a silika. O mea nei, e maualalo tele le silika nai lo le fola ma'a inisia/mea fai mai e le faale-natura (maualalo i le 2 pasene faatusa atu i le 90 pasene).	
Dust control O fuafuaga mo le vaai lelei o le pefu	2 Control dust by on-tool water suppression and/or on-tool extraction and using an H-class HEPA-filtered vacuum cleaner when cleaning up. O fuafuaga mo le vaai lelei o le pefu i le fa'aaogaina o meafaigaluega e faaaoga ai le vai, meafaigaluega aveese pefu ma faaaogaina o ituaiga (H-class) o masini (HEPA-filtered) fa'amamā mitiina le pefu pe a faia le faamamaina ma le teuina. 3 Choose equipment and machinery with good dust control and dust collection systems. If in doubt, contact the manufacturer. Ia filifilia ni meafaigaluega ma masini e lelei tele mo le aoina ese o le pefu ma lelei i le faaititia ina o le pefu. Afai e faaletonu, faafesootai le falegaosimea.	

Administrative control Ofisa mo fuafuaga	4	<p>Schedule potential high-exposure work for times when there are fewer workers and others around (eg breaks or after normal working hours).</p> <p>la faatulaga talafeagai taimi, i taimi e maualuga aafiaga pe afai e to'aitiiti tagata faigaluega ma isi oloo iai (faataitaiga, o taimi e fai ai malologa po'o taimi e maea ai itula faigaluega).</p>	
Personal protective equipment (PPE) O meafaigaluega puipuiga faapitoa (PPE)	5	<p>Provide PPE (eg overalls, gloves and suitable respiratory (breathing) protection) in accordance with the Standards and ensure workers know how to wear, use and store it correctly. Ensure workers are fit tested for any respirator they wear that requires a seal against the face.</p> <p>Saunia PPE (e pei o ovalola, totigilima ma meafaigaluega talafeagai mo le puipuia o le manavaina o le pefu e tusa ma tulaga talafeagai ma mautinoa ia iloa e tagata faigaluega ona ofuina, fa'aaoga ma toe teuina faalelei. Ia mautinoa o tagata faigaluega ina ia faia le fa'ataitaiga mo le laeina ma le fa'aaogaina o meamanava puipuia ai le pefu ma ia lelei ona kavaina mo foliga.</p>	

There are some things you, as a worker, can do to minimise the risks of silica dust:

E iai nisi o mea e tatau ia te oe le tagata faigaluega ona faia ina ia faaitiitia ai le mata'utia o aafiaga o le pefu silika:

Personal protective equipment (PPE) O meafaigaluega puipuiga faapitoa (PPE)	6	<p>Wear, use and store PPE correctly and let the business know if it no longer works (eg if it no longer fits properly or is broken). When wearing a respirator that requires a seal against the face, you must be clean shaven to ensure it fits properly, because facial hair or stubble will adversely affect the seal.</p> <p>Laeina, fa'aaoga ma toe teu faalelei PPE ma faailoa i le pisinisi pe afai e le'o toe aoga (fa'ataitaiga - pe afai e le'o toe ofi lelei pe ua leaga). Afai e laeina le puipuiga mo foliga ma e mana'omia le mau lelei i foliga, e tatau ona e seleeseina lau 'ava ina ia mautinoa le mau lelei, aua o laila po'o ava i foliga o le 'a afaina ai le mau lelei o le puipuiga o foliga.</p>	
	7	<p>Leave dust-covered work clothes at work to be cleaned. Do not wear them home.</p> <p>Ia tuuina uma laei ua aafia i le pefu i le galuega ina ia faamamaina. Aua le ofuina i le fale.</p>	
Personal hygiene Soifua mamā fa'aletagata	8	<p>Wash hands before eating, drinking or smoking. Wash up before leaving work at the end of the day.</p> <p>Fufuluina o a'ao ae le'i taumafa, inu pe ulaula fo'i. O le fa'amamaina ae le'i tuua galuega i le faaiuga i le aso.</p>	

If you have concerns about exposure to silica dust, talk to the business/employer, Health and Safety representative, or other representative.

Afai e iai ni atugaluga mo le aafia i le pefu silika, talanoa i le pisinisi/falefaigaluega, o le tagata e taitai Puipuiga o le Soifua Maloloina ma le Saogalemu, po'o se isi lava tagata.